

Year 5 – Autumn Curriculum Letter

Welcome back to a new school year. We are really looking forward to teaching Year 5 and we have a great deal of exciting work ahead of us. This letter will detail what Year 5 will be learning about over the next term.

General reminders

Please ensure that your child reads every day and that this is noted in your child's home-school diary. Children's reading should be noted in the home-school diary at least 4 times a week. If there are any important notes, especially regarding a change in pick-up arrangements, please ensure that these notes are clearly written in the home-school diary.

Please ensure your child has the correct uniform every day and that all of your child's belongings are clearly name-labelled.

Our PE day up until Christmas, will be a Wednesday. Children may come to school in their PE kit on these days and if they have an after (or before) school club. Our second PE session will be swimming on a Tuesday morning, beginning on 13th September. Please ensure they bring their swimming kit in with them, which should include a towel, swimming hat and swimming costume/trunks. They will also need £1 for the lockers.

Times table tests will be on a Friday. This year, there will be no weekly spelling tests. There will however, be a home learning spelling sheet, which will go home weekly on a Friday. It will be linked with the spelling concept that we will be learning in class. It will be due back in school the following Friday, at the latest.

Curriculum

RE

Our topics for RE this term is 'Creation' and 'Inspirational People'. We then have a short focus on Hope during advent and the sacraments of ordination.

Creation Learning Focuses				Inspirational people Learning Focuses	
To know the story of Genesis and the meaning behind it	To know that we must care for God's creation and how.	To understand why God made us.	To understand the story of the Fall.	To learn about inspirational people who care for God's Creation.	To understand how to be an inspirational person. To know how to be a follower of Jesus.

Inspirational People Learning Focuses	Sacraments of Ordination Learning focuses	Hope (Advent) Learning Focuses
To retell a story of an inspirational person (St Francis, St Josephine Bakhita).	To understand the role of a bishop and priest and what the vocation entails. To know what the Sacrament of Ordination is.	To understand the story of St Nicholas and retell it. To understand that the advent story has themes of Patience and hope. To know the meaning behind an Advent wreath, calender, promise and candle.

Maths

Our areas for study for this term are Place Value, Addition and Subtraction, Statistics, Multiplication and Division and Perimeter and Area.

Place Value	Addition and Subtraction	Multiplication and division	Multiplication and Division
Roman numerals	Mental strategies	Multiples	Find fractions equivalent to a unit fraction
Numbers to 10,000	Add whole numbers with more than four digits	Common multiples	Find fractions equivalent to a non-unit fraction
Numbers to 100,000	Subtract whole numbers with more than four digits	Factors	Recognise equivalent fractions
Numbers to 1,000,000	Round to check answers	Common factors	Convert improper fractions to mixed numbers
Read and write numbers to 1,000,000	Inverse operations (addition and subtraction)	Prime numbers	Convert mixed numbers to improper fractions
Powers of 10	Multi-step addition and subtraction problems	Square numbers	Convert improper fractions to mixed numbers
10/100/1,000/10,000/100,000 more or less	Compare calculations	Cube numbers	Convert mixed numbers to improper fractions
Partition numbers to 1,000,000	Finding missing numbers.	Multiply by 10,100 and 1,000	Compare fractions less than 1
Number line to 1,000,000		Divide by 10,100 and 1,000	Order fractions less than 1
		Multiples of 10,100 and 1,000	Compare and order fractions greater than 1
			Add and subtract fractions with the same denominator
			Add fractions within 1

Compare and order numbers to 100,000			Add fractions with total greater than 1
Compare and order numbers to 1,000,000			Add to a mixed number
Round to the nearest 10, 100 and 1,000			Add two mixed numbers
Round within 100,000			Subtract fractions
Round within 1,000,000			Subtract from a mixed number
			Subtract from a mixed number – breaking the whole
			Subtract two mixed numbers

Children will continue to be tested on their multiplication tables weekly. Regular practise is important and has a positive impact on Maths attainment.

English

Children will continue to develop their comprehension and writing skills through the study of our class texts. Children will also develop a greater understanding of Y5 grammar and punctuation. Our text for Guided reading will be Shackleton's Journey. We will also be writing third person stories set in another culture, formal letters of application and poems using word play.

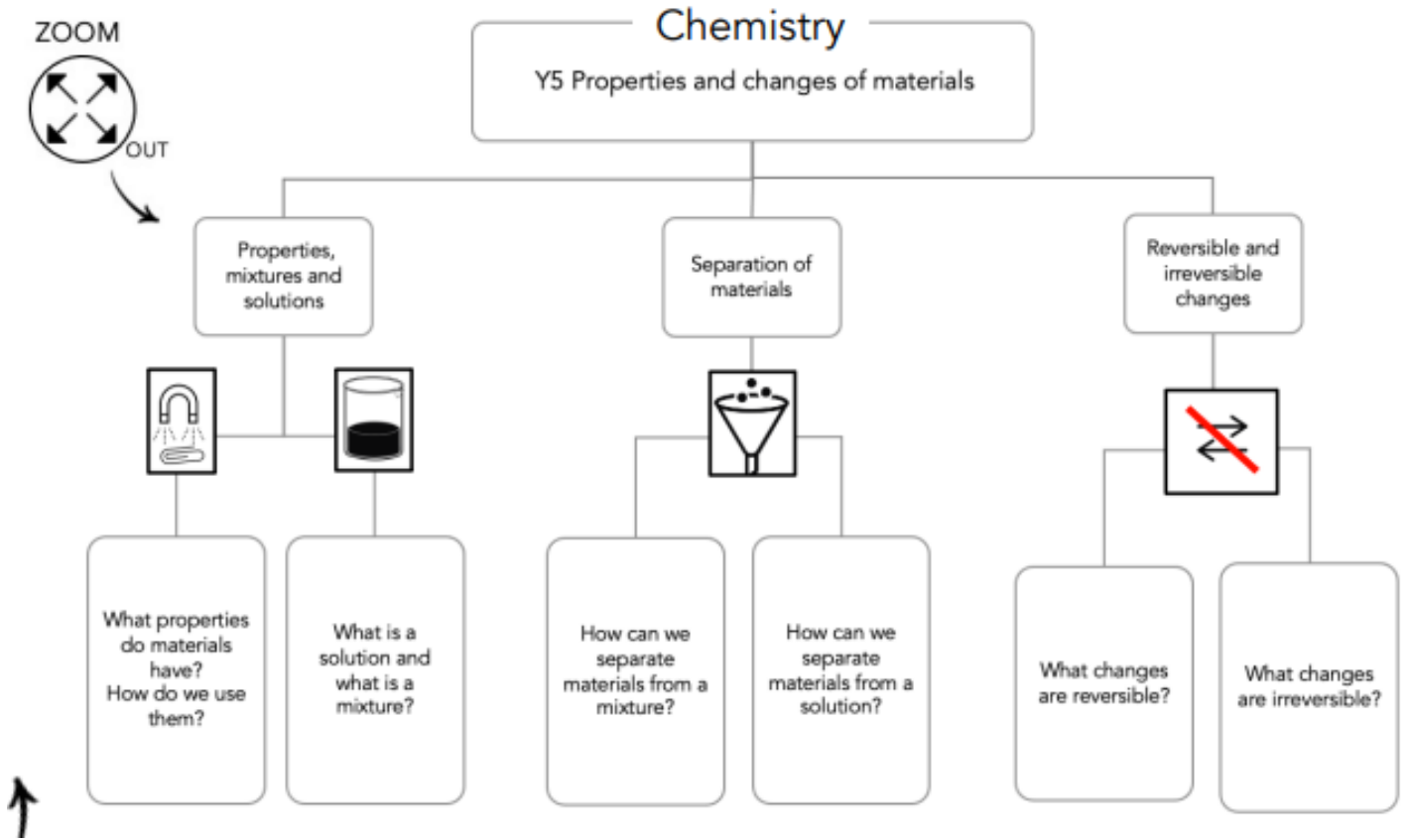
Children will have the opportunity for free reading time in class & they will further develop their reading skills in guided reading sessions. However, we do recommend that children read at home with an adult daily.

Reading	Writing	SPAG
Draw inferences such as inferring characters feelings, thoughts and motives from their actions & justify with evidence.	Identify & use layout devices e.g. bulletpoints, subheadings.	Identify and use brackets, commas, & dashes to indicate parenthesis.
Predict what might happen from details stated & implied.	Identify & use cohesive devices across paragraphs e.g. fronted adverbials.	To identify & use relative pronouns and clauses.
Identify how language, structure and presentation contribute to meaning.	Create vivid imagery using similes, alliteration and metaphors.	To identify and use adverbials of time.
Ask questions to improve understanding.	Identify when to use informal and formal	To identify & use expanded noun phrases.

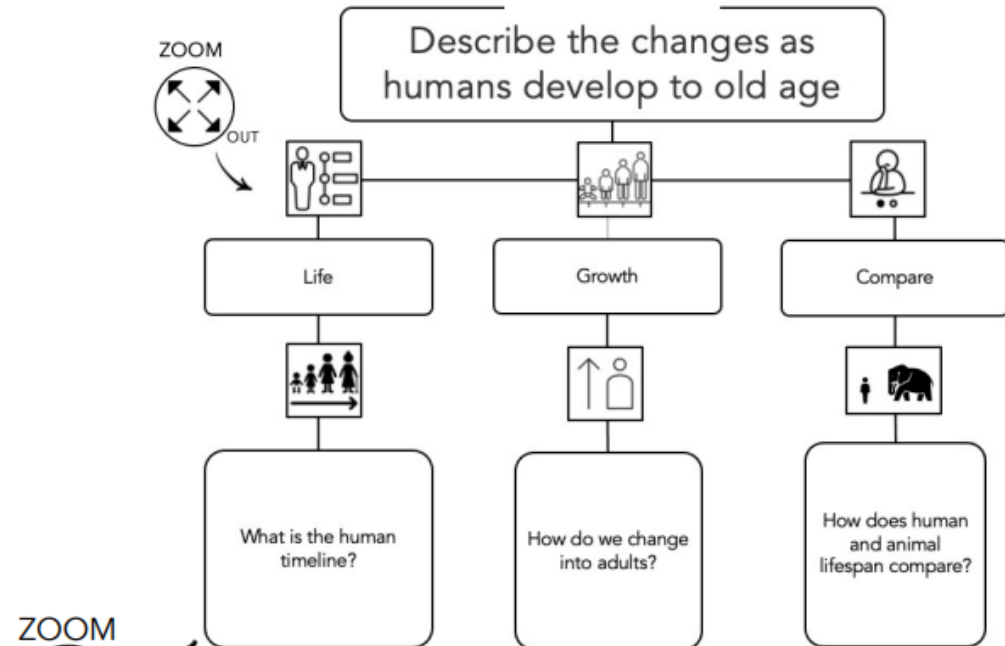
<p>Identify themes and connections across books.</p>	<p>language & the differences between these.</p> <p>Identify audience for and purpose of the writing.</p>	<p>To identify & use modal verbs, determiners and dashes.</p>
--	---	---

Science

Our topic for this term is properties and changes of materials. Children will continue to develop their 'Working Scientifically' skills by planning, designing, undertaking and evaluating their own investigations.



BIOLOGY

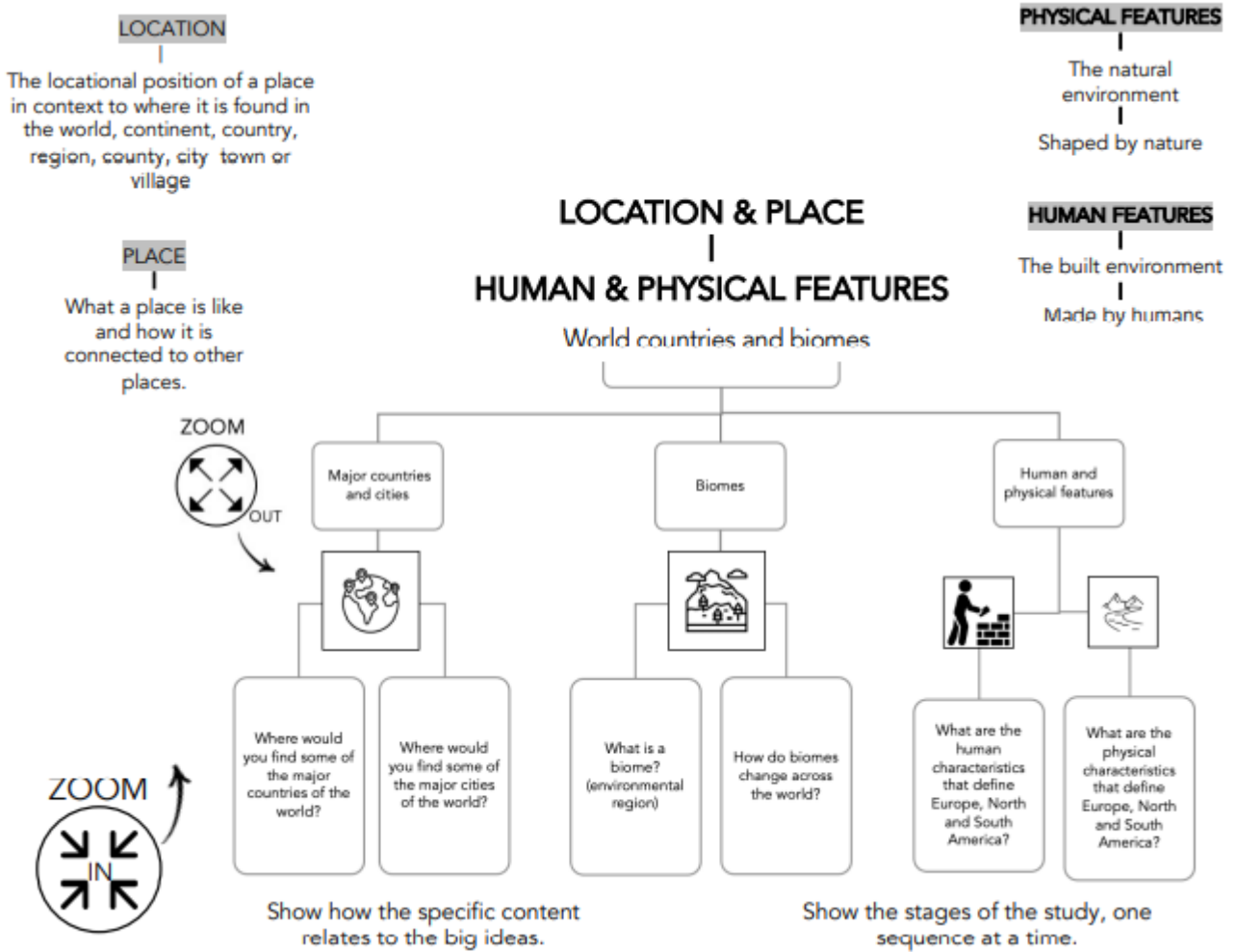


Show how the specific content relates to the big ideas.

Show the stages of the study, one sequence at a time.

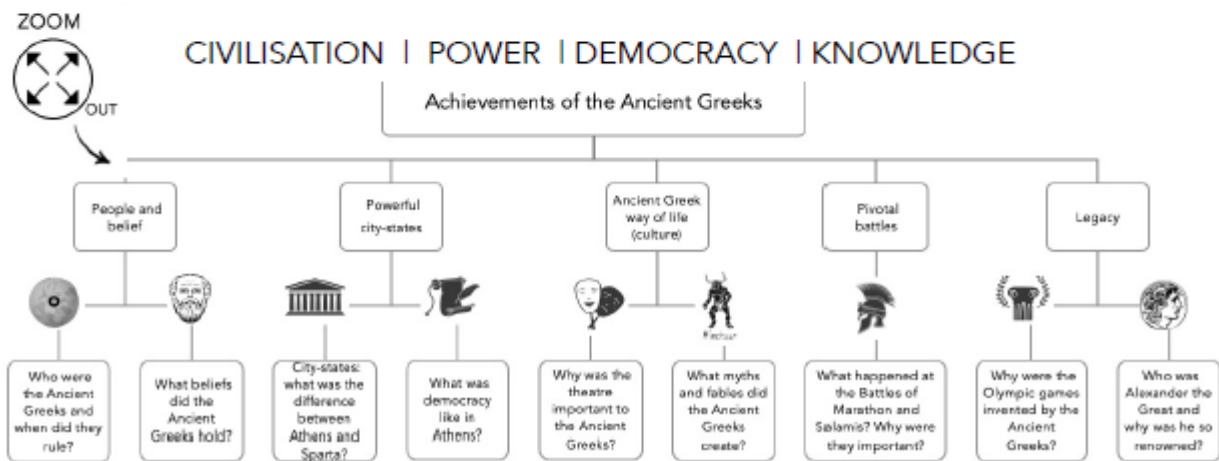
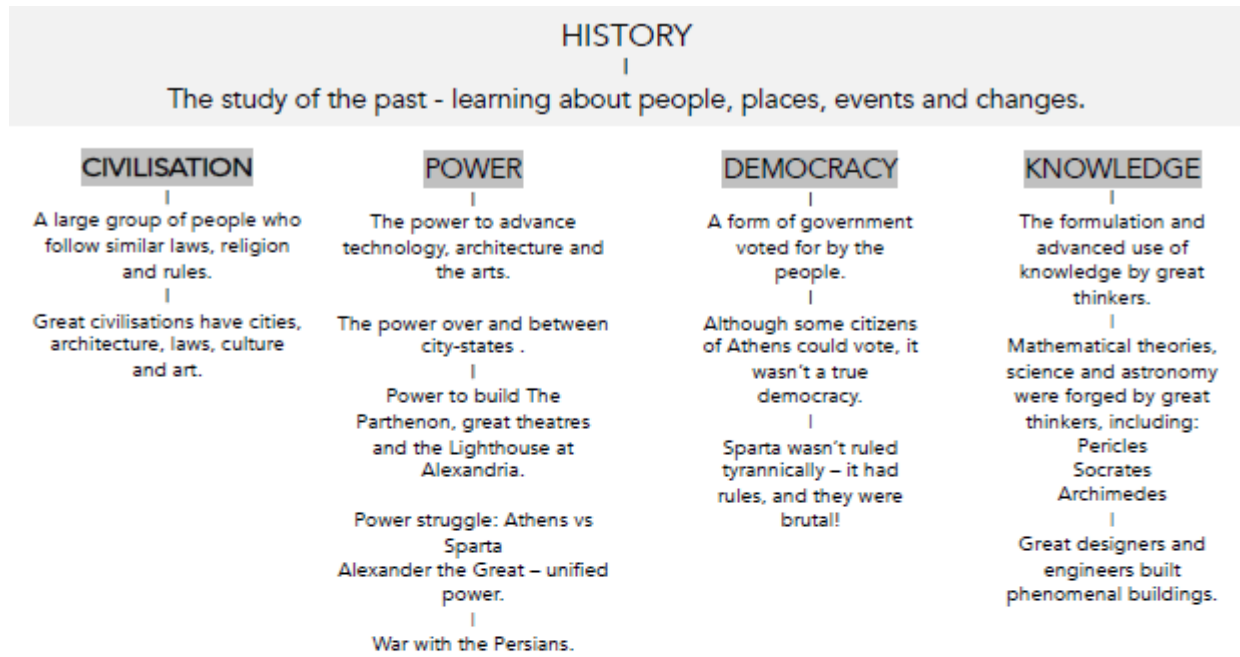
Geography

Our topics for this term are 'World countries and biomes'.



History

Our topic for the term is 'Ancient Greece'. We will be learning about Greek life and achievements and their influence on the western world.



Art and DT

Our Art topic this term is 'Drawing and Painting' and DT .

Art	DT
-----	----

<p>At the end of this block, pupils will ...</p> <table border="1"> <tr> <td>Know:</td> <td>Be able to:</td> </tr> <tr> <td>What is meant by <i>subtractive drawing</i></td> <td>Combine drawing techniques, making informed decisions based on knowledge of what could happen</td> </tr> <tr> <td>What abstract art is</td> <td>Transfer and enlarge an image</td> </tr> <tr> <td>Lines can be used to suggest harmony</td> <td>Work in the style of an artist</td> </tr> </table>		Know:	Be able to:	What is meant by <i>subtractive drawing</i>	Combine drawing techniques, making informed decisions based on knowledge of what could happen	What abstract art is	Transfer and enlarge an image	Lines can be used to suggest harmony	Work in the style of an artist	<p>At the end of this block, pupils will ...</p> <table border="1"> <tr> <td>Know:</td> <td>Be able to:</td> </tr> <tr> <td>Colour and line can be used to show mood, movement and feelings</td> <td>Select colours and painting tools</td> </tr> <tr> <td></td> <td>Make painted marks to express feelings</td> </tr> </table>		Know:	Be able to:	Colour and line can be used to show mood, movement and feelings	Select colours and painting tools		Make painted marks to express feelings
Know:	Be able to:																
What is meant by <i>subtractive drawing</i>	Combine drawing techniques, making informed decisions based on knowledge of what could happen																
What abstract art is	Transfer and enlarge an image																
Lines can be used to suggest harmony	Work in the style of an artist																
Know:	Be able to:																
Colour and line can be used to show mood, movement and feelings	Select colours and painting tools																
	Make painted marks to express feelings																
<p>In this block, pupils will learn a new technique called <i>subtractive drawing</i>. They will combine this with previously learned drawing techniques. In Lessons 2 and 3, they will look at the work of Hundertwasser. Using organic lines and spirals, along with bright colours and overlaying, pupils will create abstract landscapes.</p>		<p>In this block, pupils will respond to music as they explore line, colour and space. They will use traditional painting tools as well as make their own to manipulate the paint they work with.</p>															

PSHE:

For PSHE, up until Christmas, we will be focusing on how to keep safe in our local environment. We will have a particular focus on water safety, alongside road safety. We will also be looking at online safety, mobile phone safety and emergency first aid.

Computing:

Computing:

We will be focusing on developing our computing skills by creating Vector drawings.

Computing Learning Focuses				
To identify different drawing tools & what they do.	To create a vector drawing using different shapes.	To experiment with drawing tools to produce different effects.	To create layers in Vector drawings.	To evaluate my Vector drawing and improve it.

PE

Our focus for this term is games with Mrs Dyer and Swimming.

Music & French

These will be taught by Mrs Dyer on Wednesday mornings.

We look forward to working closely with you over the term. Should there be any questions or problems, do not hesitate to make an appointment to see us.

With very best wishes,
Miss Godbold and Miss McGarry