



Welcome to St Mary's Catholic Primary School.



The aims of this evenings meeting:

- ▶ Information on the Early Years Foundation Stage (EYFS) Curriculum
 - ▶ A typical day in Reception
 - ▶ General information
- ▶ Helping prepare your child for school
 - ▶ Induction programme

The Early Years Foundation Stage Curriculum

The EYFS curriculum has seven areas of development. These areas are all important and are all inter-connected.

Three areas are particularly important for building a foundation for igniting children's curiosity and enthusiasm for life long learning. Also for building their capacity to learn, form relationships and thrive.

Prime areas:

Communication & Language

Physical Development

Personal, Social and Emotional Development

We also develop understanding in four specific areas, through which the prime areas are strengthened and applied.

Literacy

Mathematics

Understanding the World

Expressive Arts and Design

Communication and Language

The development of children's spoken language underpins all seven areas of learning. The development of their communication and language skills are covered continually throughout the curriculum and we work hard to provide a rich language environment.



Through these experiences children develop their confidence and skills in expressing themselves and learning to speak and listen in a range of situations.

Physical Development

Physical activity is vital to children's all-round development. Gross and fine motor experiences develop incrementally throughout early childhood. Gross motor skills – the large movements we do. Fine motor control – developing the muscles in our hands and hand eye coordination.



The children take part in weekly PE sessions. Lots of opportunities in our garden for gross motor development. Inside we have opportunities for lots of fine motor control development. We also enjoy dough disco daily and motor Monday to really help our fine motor control develop.

Personal, Social & Emotional Development

Personal, social and emotional development helps children to develop a positive sense of themselves and to have confidence in their own abilities. Helps children to form positive relationships, develop their social skills and learn how to manage their own feelings.





We cover this continually through our play based learning. We also have weekly focused PSED sessions and the focus changes each half term. For example talking about feelings, healthy bodies, friendships.



Literacy

We use a multi sensory approach to teach writing and reading and provide the children with lots of experiences to link sounds and letters to help them begin reading and write.

Developing a life-long love of reading is very important to children's development. We send home reading books every week and read 1:1 with the children every week. Whilst hearing them read daily in phonics lessons.



Our literacy lessons link to our topic and we introduce writing for a range of purposes.

We have daily phonics lessons. The children will learn 4 new sounds a week along with tricky words. On Friday's we recap our phonic learning from that week.



Maths

We help the children to develop a strong grounding in number. We develop the children's base knowledge and vocabulary to build a maths mastery approach. The children also develop their spatial reasoning skills across all areas of maths including shape, space and measures.



We start the year by developing their counting skills and understanding of number. By the end of the year, we progress to simple addition and subtraction problems.

Understanding the World

We provide a range of experiences to help the children understand the physical world around them and the communities. Through different topics across the year the children learn about the world.

All about us/Celebrations, Wonderful Woodlands, Dinosaurs

The children explore, investigate and observe people, places and the environment.



Expressive Arts & Design

This area of the curriculum is all about children's artistic and cultural awareness which supports their imagination and creativity. The children are provided with a wide range of media and materials. They are able to explore and share their thinking, ideas and feelings through art, music, movement, dance, role play and design and technology.



Children are encouraged to develop their imaginations through role play, small world play, music and movement.

The children have access to a range of materials both inside the classroom and in the garden.

A Day in Reception AM

Early morning activities – funky fingers, phonics, name writing, numbers/maths based.

Register

Dough disco

Phonics

Play to learn time


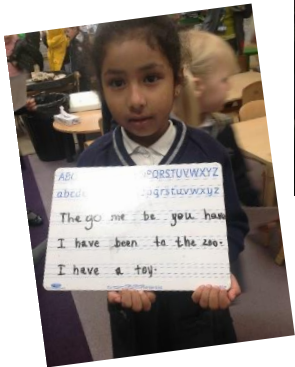

Snack

Maths

Play to learn time

Tidy up and story

Lunch



A Day in Reception PM

Register

Topic based learning/RE/PSED/PE

Play to learn time

Tidy up and story

Home time



General Information

School starts at 8:30 and finishes at 3.

Uniform – school jumper & PE top to be purchased from Coes Ipswich. These are the only items that need to be purchased from Coes as they have the school emblem, the rest can be purchased from any supermarket or shop that you choose. The girls summer dress needs to be gingham check in blue.

Book bag – you can purchase a school bag via parentmail if you already have a child in school the bookbag will be available in that account to purchase. Your child will need to bring this everyday. This will have their reading book, diary and red phonic book in. This is the only bag they will need.


Water bottle – please make sure your child has a named water bottle.

Snack – we will provide a snack of fruit/veg for your child each day.

Lunch – school meals are free for all children from Reception to Year 2. You can choose daily if your child would like a school lunch or packed lunch.

Wellies – we love to be outside in all weathers! Please provide a pair of wellies that can be left at school.

Spare clothes – a bag of spare clothes is great to have in school – just in case! If your child brings it with them in the first week of starting it can live on their peg.



Helping your child prepare for school

Independence

Going to the toilet themselves

Recognising their name – starting to write their name/letters in their name

Putting on their jumpers/coats/shoes – Velcro is best

Using a knife & fork

Counting to 10 & backwards

Playing games such as I spy, what can you hear, turn taking games – like snap

Fill in getting to know me form – really helpful for us to get to know what your child likes/ what they can do already.

Induction Period

1:1 Video meetings – chance to talk about your child individually.

Story session – One parent to accompany child

Play session – One parent to accompany child

September – 4 half days before starting school on the Wednesday full time provision

We look forward to meeting you all in person very soon!