

# Newsletter

Issue 11

19<sup>th</sup> November 2021

St. Mary's Catholic Primary School, Woodbridge Road, Ipswich, IP4 4EU  
<http://www.stmaryscatholicprimaryipswich.com>

School Rules:  
Be ready, Be respectful, Be safe

## Tweet of the Week

"Dear young people, if our world is to arise, it needs your strength, your enthusiasm, your passion!"

[Pope Francis \(@Pontifex\)](#)



Key Dates w/c: 22<sup>nd</sup> November 2021  
22<sup>nd</sup> Nov: Yr 5 Swimming 8.30am  
24<sup>th</sup> Nov: Flu Immunisation Mop Up Session  
Key Dates w/c: 29<sup>th</sup> November 2021  
30<sup>th</sup> Nov: Yr1 Cafod Toy Sale

Dear Parents and Carers,

This week we have been thinking about anti bullying week and the power of one kind word. We have been training some of our Year 4 pupils to be 'Peer Mentors'. They have been learning about the importance of being a good listener and conflict resolution. They will use these skills to support other children around the school during break and lunchtimes.

Have a great weekend  
Mrs Berry and Mrs Measham

## ELECTION OF PARENT GOVERNOR

There is 1 place for a Parent Governor on the Governing Body of your child's school and I am therefore writing to give you details of the arrangements for nominations and voting for a new Parent Governor.



Enclosed with this newsletter is a nomination form on which four parents who have children at the school can jointly nominate another parent for election as a Parent Governor. No parent may nominate more candidates than there are vacancies. It is necessary for a Parent Governor to have a child at the school at the time he or she is elected. Certain people are disqualified from being Governors and, as such, candidates are asked to make a declaration that they are not disqualified from serving as a school governor for any of the reasons described in the attached sheet. If grounds for disqualification come to light as a result of this, or otherwise, the person is automatically barred from being a governor and the appointment will terminate with immediate effect.

There is space on the nomination form for a statement of not more than 50 words by the person nominated in which they can give such details as they wish about themselves and their views. This statement would then be included on the voting paper should more than one parent be nominated.

The term of office is for 4 years whether or not the child of the elected parent remains at the school for the whole of this period. A Parent Governor elected now will hold office until December 2025 and, like other Governors, will be eligible for re-election.

We would like parents to play as full a part as possible in your children's education and, therefore, it is hoped that you will use your vote in this election.

The deadline for nomination forms to be received by the school office is Friday 26<sup>th</sup> November 2021. Nomination forms are attached on parentmail.

---

### Governor Information and Recruitment Session

Interested in finding out more about what the role and responsibilities of a governor within our trust includes or maybe becoming one yourself?

To take part in the session please see the details below.

The meeting will be hosted on Zoom  
Wednesday November 24th 2021  
6:00PM

*The meeting link and access information can be found on the trust website under 'Latest News'*

[www.ourladyofwalsingham.co.uk](http://www.ourladyofwalsingham.co.uk)

Christ at the Centre,



### Cafod Soft Toy Sale:

Year 1 are learning about toys in history and so have decided to do a bit of fundraising for CAFOD by having a soft toy sale. Could you help them out by having a Pre-Christmas Clearout of cupboards and toyboxes and sending in any unwanted, good condition soft toys for us to sell. Contributions can be left with the office, Miss Hawkins or Miss Mudd. (Sorry about using the C-hristmas word!)



Many thanks

Student Fundraising Committee

### Flu Immunisation:

The Flu Immunisations team will be in school on 24<sup>th</sup> November. If you missed the last session, and you haven't already completed a consent form, please complete the attached form and return to the school office before 23<sup>rd</sup> November. Thank you. Consent form, if needed is attached with your newsletter.

### Christmas Dates: Please see parentmail for more information

The following measures will be in place for our Christmas Events should we remain in Level 1

- Restricting the number of attendees in the hall to 60.
- No attendance of positive cases, symptomatic individuals, contacts of positive cases;
- Enhanced ventilation
- Enhanced hygiene measures
- Audience to wear face covering at all times
- Audience to take a LFD test within 4-8 hours before the event
- Audience to provide proof of the negative LFD test result upon entrance

Should the school move into Level 2, we may have to cancel the performances.

### Parents are welcome to attend the following events during Level 1

#### Reception Nativity - This will be recorded and put on google classroom

2nd December at 2.30pm

Each child will be allocated will be allocated 2 tickets. Due to the restriction on numbers, if you bring a young child with you this will count as one of your places.

#### KSI Nativity - Years 1 & 2 - This will be recorded and put on google classroom

9th December at 9am

Each child will be allocated 1 ticket. Due to the restriction on numbers, young children will not be permitted.

#### KS2 Nativity - This will be recorded and put on google classroom

Years 3 & 4 Parents only, 14th December at 2.15pm.

Each child will be allocated 1 ticket. Due to the restriction on numbers, young children will not be permitted.

Years 5 & 6 Parents only, 15th December at 9.15am.

Each child will be allocated 1 ticket. Due to the restriction on numbers, young children will not be permitted.

The following events will be for school pupils only to attend – no live audience

### Year 2 Advent Service

This will be recorded and shared with Year 2 parents via google classroom

Christmas Ensemble – This event will be live streamed from the Church on 17th December at 9.15am – if we remain in Level 1

This will be available via a link that we will send you nearer to the time.

### Safeguarding Message:


It is important to teach your child the five PANTS rules. The attached guide will take you through each letter of PANTS so you know what to say about each one. You can start off by having a simple talk with your child about keeping safe – and then go into more detail when you are both ready.





### Year 3:

Year 3 have been enjoying some multiplication games in maths today. All pupils had a chance to play a dice game in pairs and then to fill in a colouring sheet. Both activities needed lots of brain work with the children recalling times tables already learnt or working out new multiplications. Great work year 3!





### Year 4:

Year 4 had a busy afternoon of geography investigating erosion and weathering by carrying out some experiments with ice, creating their own acid rain, observing biological weathering and using sand, straws and water to recreate our changing environment. Good job everyone.



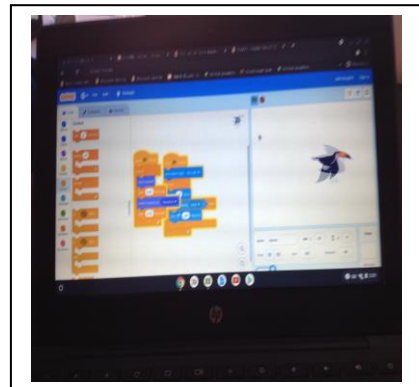


### Year 5:

In RE this week, year 5 have been looking through the bibles to find scripture linking to our topic of inspirational people. They found some great quotes about how to be a true disciple of Jesus.



## Year 6:

Year 6 completed their first computing lesson of the year on Wednesday. They showed great listening skills and were able to plan and code their variables to change the score. They compared writing detailed instructions to writing in code and realised that they did need to know what they wanted from the code but that code is much shorter! Well done.



## Science Challenge:

Please find attached this week's science challenge. Mr Cook would love to hear how you got on making an underwater volcano. Please feel free to send in photos of your attempts

# UNDERWATER VOLCANO

## SCIENCE CHALLENGE 02

Designed by Ian,  
Design engineer at Dyson

### The brief

Create a colourful underwater volcano.

### The method

1. Cut a two foot length of string with a pair of scissors. Tie a knot around the neck of a salt shaker with one end of the string. Double-knot it to ensure the knot is secure. Repeat this process with the other end of the string, resulting in a handle to lower your shaker.
2. Empty and clean a large jar. Fill the clean jar about three quarters full with cold water.
3. Fill the salt shaker with hot water (with adult supervision) – as hot as you can get from your tap – to just below the neck. Add three to four drops of red food colouring.
4. Hold your salt shaker over the mouth of the jar by the string handle. Slowly lower the salt shaker into the jar until the shaker is completely submerged and resting upright on the bottom of the jar. Observe how the coloured water erupts from the shaker into the cold water.

### Materials

String  
Scissors  
(with adult supervision)  
An empty salt shaker  
A large jar  
Food colouring



### How does it work?

This shows how convection currents work. A convection current is the way that heat rises and falls in liquids and gases.

### Design icons

Hot air balloons use convection currents. As hot air rises, so too does the balloon.



## FOSM:

### **Hamper donations – an update:**

Thank you to everyone for your generous donations so far, we are so delighted with what you've provided. This is a reminder that we will be collecting donations up til and including Wednesday 17th November. You can send them in to the classroom with your child, or drop them into the box held outside the school office or pass them to any class rep in the playground.



### A reminder of the details follows:

PTA would like to do a hamper raffle this Christmas, and are asking for each year group to provide donations please. We have divided up requested items between the year groups to try and provide a good mix.

Reception families: could you please bring either mince pies or chocolate coins or sweet biscuits or wine.

Year 1 families: could you please bring either savoury biscuits or crackers or oat cakes or bread sticks or cheese straws or a jar of pickle / chutney / jam

Year 2 families: could you please bring either hot chocolate or marshmallows or cordial or fruit juice or packs of tea or herbal tea or coffee.

Year 3 families: could you please bring anything Christmas themed – could be a Christmas pudding, florentines, sticker book, Christmas crackers, mulled wine, Buck's Fizz, Christmas activity pack, soft toy, card game.

Year 4 families: could you please bring in any savoury snack foods – crisps, nuts, snack crackers, twiglets, or anything tinned – either sweet or savoury – that might go in a hamper.

Year 5 families: could you please bring in any sweet snack foods – chocolates, sweets, biscuits, dates etc

Year 6 families: could you please bring in a 'pamper' item – for example a candle, bath foam, wine, hand cream, bath puff, nail polish, nail files, mini box of chocolates etc.

We really appreciate your help with this. Please do try to stick to your child's class list, but if you can't access any of those items easily, you can always pick from the items on the other lists. Also, if you have several children at the school please don't feel you have to buy for every class they're in!

Please follow us on Facebook or Instagram by searching Friends of St Mary's Ipswich, we are the picture with the circle of handprints. This will help us keep you up to date with PTA activity and we will publish some pictures of the completed hampers up for grabs.



We will be sending strips of hamper raffle tickets home with the children next week, one set per family. If you would like more we can arrange this easily.

**Easyfundraising** – finally a quick reminder that Friends of St Mary’s is registered with easyfundraising. It’s completely free to use and you can raise a donation for the school, every time you shop online.

There are over 4,100 retailers to choose from, so if you’re not already signed up or haven’t used easyfundraising for a while, visit our page here:

<https://www.easyfundraising.org.uk/invite/12W65N/>

Thanks in advance. The FOSM PTA Team

**Term Dates:**

**Term dates for 2021 - 2022**

**Autumn Term 2021**

Thursday 2<sup>nd</sup> September – Friday 17<sup>th</sup> December

**Half term:** 25<sup>th</sup> – 29<sup>th</sup> October

**Staff Training day:** 1<sup>st</sup> September

**Spring Term 2022**

Wednesday 5<sup>th</sup> January – Friday 08<sup>th</sup> April

**Half term:** 21<sup>st</sup> – 25<sup>th</sup> February

**Staff Training day:** 4<sup>th</sup> January

**Summer Term 2022**

Monday 25<sup>th</sup> April – Tuesday 19<sup>th</sup> July

**Bank holiday:** 02<sup>nd</sup> May & 06<sup>th</sup> June

**Half term:** 30<sup>th</sup> May – 03<sup>rd</sup> June

**Staff Training days:** 25<sup>th</sup> April, 20<sup>th</sup> & 21<sup>st</sup> July