

Newsletter

Issue 23

11th March 2022

School Rules:

Be ready, Be respectful, Be safe

Tweet of the Week

"I would also like to thank the journalists who put their lives at risk to provide information. Thank you, brothers and sisters, for this service that allows us to be close to the tragedy of that population and enables us to assess the cruelty of a war."



Pope Francis (@Pontifex)



Dear Parents and Carers,

Our thoughts and prayers go out to those who are affected by the War in Ukraine. It has been truly remarkable how we have come together as a school community. Thank you all for your generous donations for the refugees and to Mr and Mrs Jourdain for taking them to France on our behalf.

We ask that you take time to say the prayer for Ukraine.

Have a wonderful weekend

Mrs Berry and Mrs Measham

St Mary's School Drivers



Whole Child

Community

Communication

Faith

A prayer for Ukraine

Loving God,

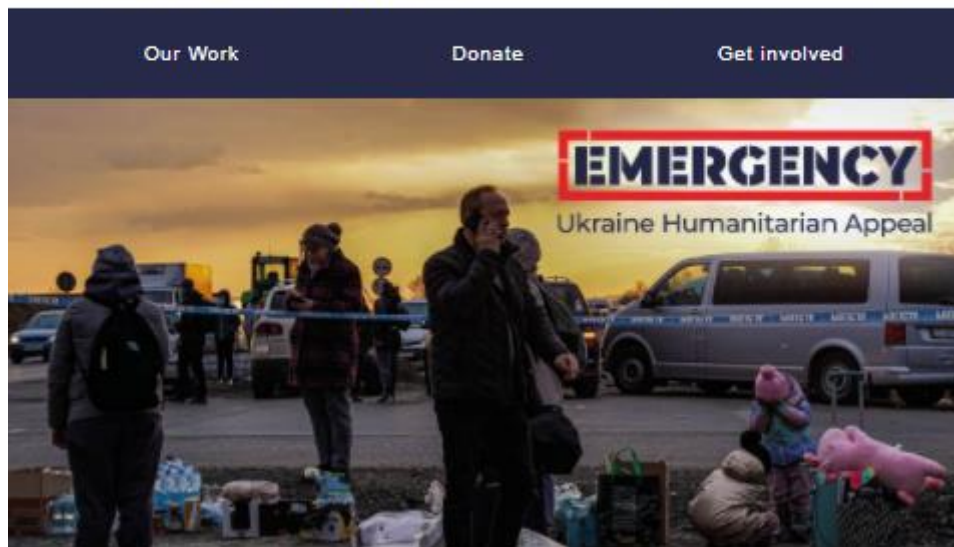
We pray for the people of Ukraine,
for all those suffering or afraid,
that you will be close to them and protect them.

We pray for world leaders,
for compassion, strength and wisdom to guide their
choices.

We pray for the world
that in this moment of crisis,
we may reach out in solidarity
to our brothers and sisters in need.

May we walk in your ways
so that peace and justice
become a reality for the people of Ukraine
and for all the world. AMEN

CAFOD EMERGENCY UKRAINE HUMANITARIAN APPEAL:



In the past week, more than 2 million people have fled Ukraine to escape violence from invading Russian forces. Thousands more families are preparing to leave their homes and loved ones behind.

We're working with local aid workers in our Caritas sister agencies in Ukraine, as well as neighbouring countries of Poland, Hungary, Romania and Moldova, to make sure families fleeing violence have all the food, water and shelter they need to stay safe.

[https://cafod.org.uk/donations/picker?defaultuniversaltype=single&_Appeal=123770&j=252999&sfmc_sub=28656133&l=52_HTML&u=44-33545&mid=500009474&jb=210&utm_source=the%20catholic%20agency%20for%20overseas%20development%20\(cafod\)&utm_medium=email&utm_campaign=R34-750+DIG+Corporate+e-news+March+-+20220306&utm_term=Main+button%3a+Ukraine+donation&utm_id=252999&sfmc_id=28656133](https://cafod.org.uk/donations/picker?defaultuniversaltype=single&_Appeal=123770&j=252999&sfmc_sub=28656133&l=52_HTML&u=44-33545&mid=500009474&jb=210&utm_source=the%20catholic%20agency%20for%20overseas%20development%20(cafod)&utm_medium=email&utm_campaign=R34-750+DIG+Corporate+e-news+March+-+20220306&utm_term=Main+button%3a+Ukraine+donation&utm_id=252999&sfmc_id=28656133)

MESSAGE FROM SCHOOL SAFEGUARDING COUNCIL:

As a council we have discussed the areas in or around the school that make people feel unsafe. Together we agreed that the car park and crossings outside the school are the areas that are the most dangerous. We would like to hold a poster competition, so that we can put some posters up in these areas to remind drivers to be safe and watch out for people who are walking or crossing the road. We will judge the posters on Friday 8th April. There will be a winner in each year group and an overall winner (which might win a special prize!).



FUTURE DATES FOR YOUR DIARY:

16th March:

Y5 Class Mass 2:30 in school

30th March:

KSI and Year 3 Lenten Service 2:45 in school

8th April End of Term:

Whole School Easter Liturgy 9.15 in church

YEAR 5 SPONSORED WALK AGAINST HUNGER (CAFOD):

Year 5 have done amazing and have raised a truly wonderful amount of over £633.20 – Well done Year 5 this is amazing work. Year 5 will be presenting a cheque to Cafod when they come into school next week.



RECEPTION:



This week in Reception, we have been looking at the story of Jack and the Beanstalk. We have been practicing our weaving skills to collaboratively create a multi-media beanstalk.

YEAR 1:

Year 1 have been very busy being creative this week. In science we learnt that sound is made by vibrations: we then made our own musical instruments. In maths, we have been finding one more and one less with numbers up to 100. We made our own one more and one less paper chains and these are now hanging in the classroom.




YEAR 2:

This week in art...

Year 2 have finished their printmaking unit in Art, using their own printmaking blocks to print onto their own watercolour creations. We are really happy with the results!

And we have been creating interesting patterns with scrap pieces of paper, newspaper and magazines. Once we'd made the patterns, using horizontal, vertical or diagonal lines, we painted another pattern (that we'd practised last week) on top. We're really pleased with how it looks!



YEAR 3:

Last week, Year 3 had a very good afternoon learning all about the history and significance of Shrove Tuesday (or Pancake Day), finished off, with a small group making pancakes for everyone. Good job Year 3.



YEAR 4:

Year 4 created a pop up art gallery to display their mixed media creations showcasing their developing skills in weaving, printing and using textiles. Good job everyone.



YEAR 5:

Year 5 started their new art unit by building some papier mache blossoms in analagous colours (that means colours next to each other on the colour wheel). Loving the hard work and use of the new vocabulary Year 5. Good job.



YEAR 6:

Last week Year 6 were being creative and multi-tasking. They were completing their art prints - hopefully you can see the fantastic layers they have added. They worked collaboratively to create an art masterpiece for Snape - these were the children's own ideas. Not only that but the children were investigating materials for making bags later on this half-term.



YEAR 6 SNAPE:

Year 6 danced, sung and played their instruments at Snape on Tuesday. What a day it was. The children were amazing: we were told by everyone what life and exuberance you brought to the evening. Thank you so much parents and friends for coming to support us. I hope you are as proud as we are of your wonderful children, their enthusiasm and energy.



SCIENCE CHALLENGE:

Please find attached this week's science challenge. Mr Cook would love to hear how you get on with making a weather balloon. Please feel free to send in photos of your attempts.

WEATHER BALLOON

SCIENCE CHALLENGE 14

Designed by Chris,
Design engineer at Dyson

The brief

Make a barometer and predict the weather.

The method

1. Cut the bottom half off the balloon.
2. Pull the top half of the balloon tight over the jam jar.
3. Use the elastic band to keep the balloon tight over the jar.
4. Fix the straw to the centre of the balloon skin using a piece of sticky tape.
5. Place the paper so that it is lined up against the straw. Draw a line at this position.
6. Above the line write the word "high" and below the line write "low".
7. Note down the pressures each day to see if you can notice a pattern between your air pressure readings and the weather outside.

Materials

A glass jar
A balloon
A rubber band
Scissors
(with adult supervision)
A straw
Sticky tape
Some paper
A pen



How does it work?

As the air is sealed inside the jar, any changes to the air pressure outside the jar will result in direct movement of the balloon rubber. As the outside air pressure increases, the rubber will be forced down into the jar. The straw pivoting on the glass will rise upward. The opposite is true when the pressure decreases.

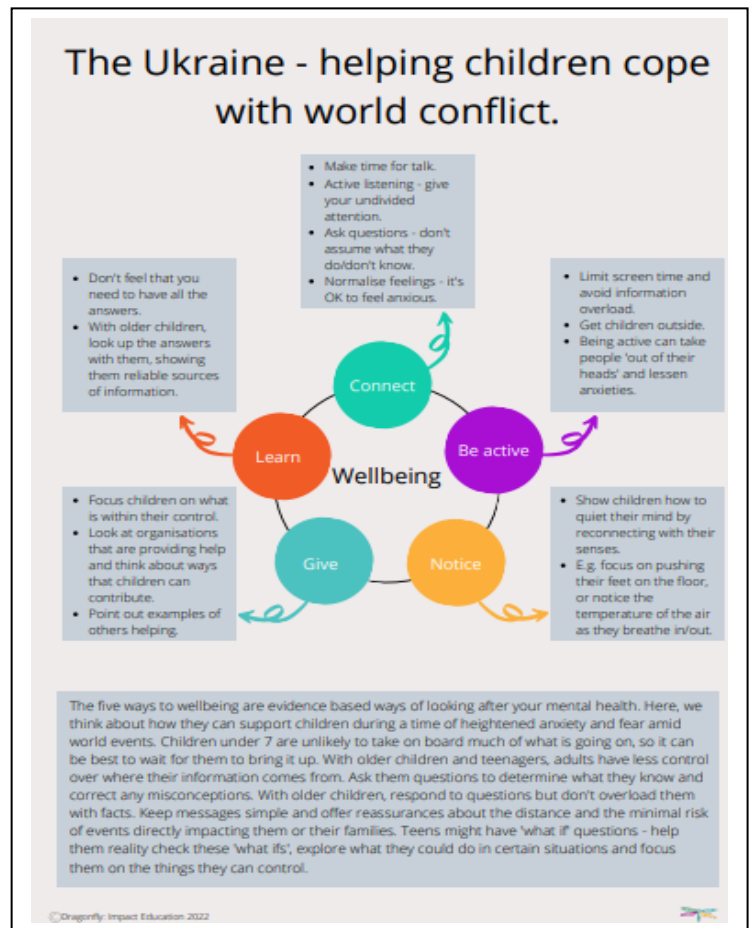
Design icons

Barometers are used by weather forecasters to help predict the weather.



UKRAINE:

We may know children with families in the Ukraine and/or in Russia. This wellbeing leaflet helps provide some thoughts on supporting children at a time when war is so prominent in the media and may be directly impacting upon some of our family groups



ST JOSEPH'S DAY MASS AT NORWICH CATHERDAL:

To mark the close of the Year of St Joseph, Bishop Alan Hopes will be celebrating Mass on Saturday March 19th 2022, 10am at St John's Cathedral, Norwich. The Mass will include a special blessing for families. Please bring all your children! There will be cake afterwards.

ST JOSEPH DAY MASS AT THE CATHEDRAL

MARCH 19TH 2022 10am

BISHOP ALAN HOPES WILL BE OFFERING BLESSINGS FOR FAMILIES

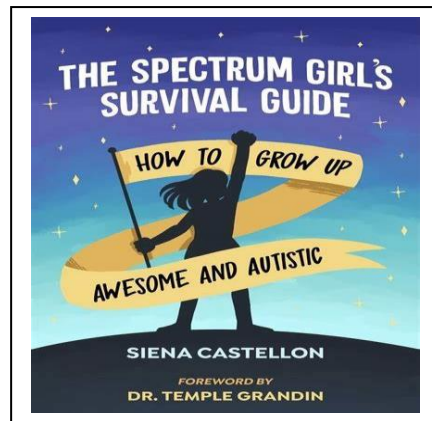
**BRING ALL YOUR FAMILY!
CHILDREN OF ALL AGES ARE ENCOURAGED TO ATTEND**

THERE WILL BE CAKES FOR THE CHILDREN AFTER MASS



GIRLS AND AUTISM BOOK RECOMMENDATION:

Amanda Firmin, a specialist teacher for communication and interaction has recommended the following for Girls and Autism
Siena Castellon – The Spectrum Girl's Survival Guide



Term Dates:

Term dates for 2021 – 2022

Spring Term 2022

Wednesday 5th January – Friday 08th April

Half term: 21st – 25th February

Staff Training day: 4th January

Summer Term 2022

Tuesday 26th April – Tuesday 19th July

Bank holiday: 02nd May & 6th June

Half term: 30th May – 03rd June

Staff Training days: 25th April, 20th & 21st July

Term dates for 2022 – 2023

Autumn Term 2022

Monday 5th September – Friday 16th December

Half term: 24th – 28th October

Staff Training day: 1st & 2nd September

Spring Term 2023

Wednesday 4th January – Friday 31st March

Half term: 13th – 17th February

Staff Training day: 3rd January

Summer Term 2023

Tuesday 18th April – Thursday 20th July

Bank holiday: 1st May

Half term: 29th May – 2nd June

Staff Training days: 17th April, 21st July