

# Newsletter

Issue 35

24<sup>th</sup> June 2022

St. Mary's Catholic Primary School, Woodbridge Road, Ipswich, IP4 4EU

<http://www.stmaryscatholicprimaryipswich.com>

## School Rules:

Be ready, Be respectful, Be safe

## Tweet of the Week

"Families are places of welcome, and woe if they were to disappear! Society would become cold and unbearable without welcoming families."

*Pope Francis (@Pontifex)*



## St Mary's School Drivers



Whole Child

Community

Communication

Faith

WC 27<sup>th</sup> June 2022

Mon 27<sup>th</sup> June: Year 3 Swimming

Mon 27<sup>th</sup> June: Year 5 Class Mass 14.30pm

Tues 28<sup>th</sup> June: Year 6 Parish Mass 9.15am

## TRIPS/EVENTS:

Yr 3: Colchester Castle – Friday 1<sup>st</sup> July

Yrs 5 & 6: PGL Monday 4<sup>th</sup> – Friday 8<sup>th</sup> July

Yr 4: Egyptian Day Ipswich Museum – Thursday 7<sup>th</sup> July

Yrs 3, 4, 5 and 6 Sports Day: Wednesday 13<sup>th</sup> July – Northgate at 1.15pm

Yr6 Play: Thursday 14<sup>th</sup> July at 2.15pm

Yr6 Play: Friday 15<sup>th</sup> July at 9.15am

Rec, Yr1 and Yr2 Sports Day: Friday 15<sup>th</sup> July Time PM, Start time TBC

## RECEPTION:

Reception have had a lovely week looking at Monet and linking our art to his work on Lilly pads! We also had time in the week to write letters that have been posted in the royal mail post box that was kindly lent to us by Luke's dad. We will await the return of these letters!




## YEAR 1:



As part of arts week the children have been learning all about the life and the work of Bridget Riley. We have been having lots of fun creating our own optical illusions and the children were excited to discover that her use of colour was inspired by a trip to Egypt.

## YEAR 2:

Year 2 had a great time making salt dough faces, inspired by our Arts week artist Pablo Picasso. We looked at some of his most famous pieces and created strange faces with salt dough.





### YEAR 3:

Year Three have had an incredibly productive arts week, creating pieces based on the work of Giuseppe Arcimboldo. The children were intrigued and inspired by his amazing composite portrait featuring fruit, vegetables and flowers. Great work, Year Three!

### YEAR 4:

Year 4 have been really inspired by the work of Henri Matisse. We have enjoyed 'drawing with scissors' and creating some bright and uplifting artwork. We hope that you enjoyed visiting our art gallery as much as we enjoyed creating it.



### YEAR 5:


Year 5 have really enjoyed arts week, creating their gallery and visiting the galleries of the rest of the school.

## YEAR6:

In year6 we have been looking at the work of Paul Cezanne. He was famous for still life drawings. We set up our classroom with a still life display and created pastel and painted images.



## ART:



The children had a wonderful morning on Tuesday. All the classes mixed up to create a supportive and exciting atmosphere right across the school. Everyone had a chance to do two contrasting activities and the work they produced will be part of the Exhibitions in classes on Friday. Fantastic job everyone and thanks also to the volunteers who came in to support us during the morning. Miss Mudd



## MUSIC CONCERT:

Thank you to all that came to our music concert this week, you were the most amazing audience and it was such fun being in your company. The children performed beautifully and were full of life and happiness. I was very proud of them all.



## PREFORMERS IN OUR COMMUNITY

We have some parents and friends coming to perform to this week. We were very excited to welcome them into our school as part of Arts Week and the music was amazing. Thankyou for sharing your talents with us.



## ORWELL WALK CHALLENGE:

Savi Mittal (Reception) did 10km Orwell challenge walk on 19th June. She was one of the youngest walker there and met Ipswich Mayor (Mr John Cook) who was really impressed by her efforts and was praising St. Mary's school for supporting and encouraging participation from students in these community events.



## ENGINEERING CHALLENGE:

Please find attached this week's engineering challenge. Mr Cook would love to hear how to make as strong as a drinking straw. Please feel free to send in photos of your attempts.

# STRONG AS A DRINKING STRAW

## ENGINEERING CHALLENGE 04

Designed by Phil,  
Design engineer at Dyson

### The brief

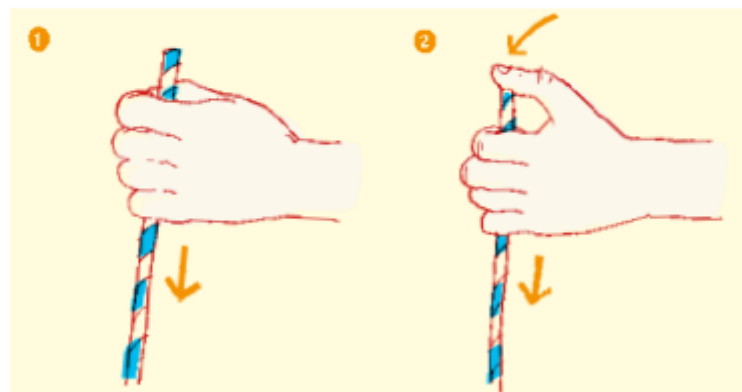
Use a drinking straw to pierce through a raw potato.

### The method

1. Hold the straw by its sides, without covering the hole at the top and try quickly stabbing the potato.
2. Repeat the experiment with a new straw but this time place your thumb over the top, covering the hole.

### Materials

Two stiff drinking straws  
A firm, raw potato



### How does it work?

Covering the top of the straw with your thumb traps air inside, forcing it to compress as you stab the straw through the potato skin. This creates enough rigidity within the straw to pierce the potato.



## WOODBIDGE ART EXHIBITION:

The exhibition will be open from 9-5 from Friday – Sunday and is free of charge. It is not a ticketed event and is open to the public to come and go as they please. There is parking on site but this is limited and therefore using the public carpark nearby would be preferable.

Artwork will be up for sale with a minimum donation of £5 and family will take priority. Artwork that has been purchased can be collected at 5pm on Sunday or the following week from Woodbridge School Prep on Church Street in Woodbridge.

1<sup>st</sup> place artwork has been framed and 1<sup>st</sup> – 3<sup>rd</sup> place will have a rosette, which can be taken with the artwork on Sunday at 5pm or the following week. Highly commended artwork will also get a certificate that can be collected at the gallery. We hope that you enjoy your visit and seeing the art work.



## IT'S THE SUMMER FAIR TOMORROW! (SATURDAY 25TH JUNE, 2PM-4PM)

The final tasks are being completed now and we are almost ready for a great event tomorrow!

Thanks so much to all those who dropped off the filled brown bags and cakes today. If you are coming to the fair tomorrow, there is still time to bring them then.

We have planned plenty of fun activities at the fair, including face painting, tombola's, games, toy and book sales. Plus we have a police officer with a van attending, and some superheroes that you can have a photo with.

You will be able to bid on our Silent Auction at the fair and buy more raffle tickets. Winners will be revealed at the fair. There will also be second hand uniform on sale.

All the money raised will go towards completing the pond area near the KS2 classrooms, which hopefully will be ready for September. Any extra will be put towards outdoor gym play equipment.

Thank you for your support- whether it's volunteering or coming to the fair and spending some money- it all helps.

See you there! Friends of St Mary's.



TERM DATES:

Term dates for 2021 - 2022

Summer Term 2022

Tuesday 26<sup>th</sup> April – Tuesday 19<sup>th</sup> July

Bank holiday: 02<sup>nd</sup> May

DFE Queens Jubilee 6<sup>th</sup> June School Closed

Half term: 30<sup>th</sup> May – 03<sup>rd</sup> June

Staff Training days: 25<sup>th</sup> April, 20<sup>th</sup> & 21<sup>st</sup> July

Term dates for 2022 – 2023

Autumn Term 2022

Monday 5<sup>th</sup> September – Friday 16<sup>th</sup> December

Half term: 24<sup>th</sup> – 28<sup>th</sup> October

Staff Training day: 1<sup>st</sup> & 2<sup>nd</sup> September

Spring Term 2023

Wednesday 4<sup>th</sup> January – Friday 31<sup>st</sup> March

Half term: 13<sup>th</sup> – 17<sup>th</sup> February

Staff Training day: 3<sup>rd</sup> January

Summer Term 2023

Tuesday 18<sup>th</sup> April – Thursday 20<sup>th</sup> July

Bank holiday: 1<sup>st</sup> May

Half term: 29<sup>th</sup> May – 2<sup>nd</sup> June

Staff Training days: 17<sup>th</sup> April, 21<sup>st</sup> July