





Core Content and Expectations – Autumn Term

Spring and Summer terms will be added shortly

Core Content	Drawing (line and texture) 	Painting (colour and tone) 	Printmaking (line and pattern) 
Year 1	<p>Block A Explore materials and tools for mark making. Know marks can be made using a variety of drawing tools Be able to select appropriate tools to make a range of marks</p>	<p>Block B Explore mark making with paint, using primary colours. Know that paint can be used to create marks and know the names of the primary colours Be able to make thick and thin marks and identify shades of primary colours</p>	
Year 2	<p>Block A Evoke mood and represent movement through mark making. Know that the surface drawn on will create different effects Be able to use a range of mark makers to create a variety of effects, depending on the surface they are placed on</p>	<p>Block B Explore line, colour and shape, make own painting tools and develop colour mixing skills to include secondary colours. Know that colour and line can be used to show mood, movement and feelings Be able to select colours and painting tools and make painted marks to express feelings</p>	
Year 3	<p>Block A Combine drawing and resist to explore colour, line and shape. Create tints and learn painting techniques of tonking and sgraffito. Know that there are lines and patterns in natural objects and that a range of effects can be made with paint Be able to identify lines and patterns in nature and use</p>		<p>Block B Create monoprints and explore mark making and pattern with printing tools. Know how to use a printing slab and roller Know how to create different printing blocks</p>
Year 4	<p>Block A Create contour drawings using still life and natural forms as stimulus. Know what is meant by still life Know how to identify details Know how to use a viewfinder to create a focal point or an area of interest Be able to assemble objects to create an interesting composition Be able to use a viewfinder and use fine control to add detail</p>	<p>Block B Learn about abstract art and develop colour mixing skills to include tertiary colours. Know similarities and differences between the work of two artists Know that abstract art is more about the shapes, colours and feelings it expresses – it is not about it being a realistic depiction Be able to make comparisons and form opinions Be able to create an abstract painting of a natural object</p>	
Year 5	<p>Block A Learn about and use the technique of subtractive drawing. Use organic lines to create landscapes. Know what is meant by 'subtractive drawing' and 'abstract' Know that lines can be used to suggest harmony Be able to combine drawing techniques to achieve desired effects Be able to transfer and enlarge an image and work in the style of an artist</p>		<p>Block B Create three colour prints and combine printing techniques. Know that reduction is a method of block printing where part of the block is removed and each colour is printed on top of the last Be able to create reduction prints and explain and record the process</p>
Year 6	<p>Block A Combine techniques to create abstract image. Learn about surrealism and portraiture. Know about the different elements of art and design Be able to work artistically using: shape, line, form, texture, colour, value and space</p>	<p>Block B (Painting and Collage)  Create still life compositions by combining different media and in response to cubist work. Adapt and refine ideas and techniques and respond to different styles of artists and art movements. Know that observation of still life can be responded to through a combination of different media and styles Be able to create a still life using a variety of colours, textures and materials, including paint</p>	